

# HME News

BUSINESS NEWS FOR HOME MEDICAL EQUIPMENT PROVIDERS

DECEMBER 2022

## State of the Industry 2022

280  
4.7322

Updated  
with  
2021  
Data

The HME Market By The Numbers



# Thank You to Our 2022 Sponsors

## SILVER SPONSORS:



## SPONSORING PARTNERS:



## OFFICIAL TRADESHOW SPONSOR:



## BROUGHT TO YOU BY:



# Ups and downs

**L**AST YEAR, when we took a look at the State of the Industry Report, we had the COVID-19 pandemic on the mind. That report featured data from 2020, the year the pandemic hit and the year we saw oxygen use increase to combat the virus.

But what ended up happening was something different.

We didn't see a huge spike in utilization in the 2020 data, because while the pandemic increased demand for oxygen concentrators it also reduced demand because, in the thick of it, office visits were limited, so there were fewer new setups.

Fast forward to today and we're now looking at data from 2021, when the pandemic was still very much a thing and when HME manufacturers and providers really began experiencing significant challenges from not only supply chain constraints but also a large recall of certain Philips CPAP and BiPAP devices and ventilators.

What's that mean for the data?

Utilization for oxygen concentrators was up about 5% in 2021 vs. 2020 (See page 6). Again, not as significant an increase as I would have thought and perhaps the depressing factor this time around was supply chain constraints vs. fewer new setups.



For 2020 and 2021 together, however, we're looking at a total increase in utilization for oxygen concentrators of about 12.3%, which isn't insignificant.

Also of note: Utilization for portable oxygen concentrators was up 11% in 2021.

For CPAP devices (also page 6), the double-whammy of supply chain constraints and the recall were pretty severe in 2021, with utilization down about 12%. Utilization for full-face masks was down 2.5%, humidifiers down 12%, filters down 1.7% and headgear down 3%.

I'd also like to note DME growth by category using the restructured BETOS classification system (see page 4). We have two years of data now, so we can start to make some comparisons. Allowed charges for "other DME" – defined by CMS as diabetes, CPAP and vent equipment and supplies – more than doubled from \$15.3 billion in 2020 to \$34.3 billion in 2021.

Since we know that utilization for CPAP devices (and vents, too) was down from 2020 to 2021, I suspect the big reason for this increase is continuous glucose monitors and supplies. Allowed charges for K0553 increased from about \$329.5 million in 2020 to \$508.5 million in 2021 – a whopping 54% increase.

OK, with that, I'll let you get to digging.

—Liz Beaulieu, editor, HME News

**ACU-SERVE**

## Results Matter

**HME Billing & Collections Made Easy**

**Tired of broken promises?**



### Partnership

ACU-Serve becomes part of your team, operating as a true strategic partner.



### Transparency

ACU-Serve shares full access to your billing data, providing clarity into your business.

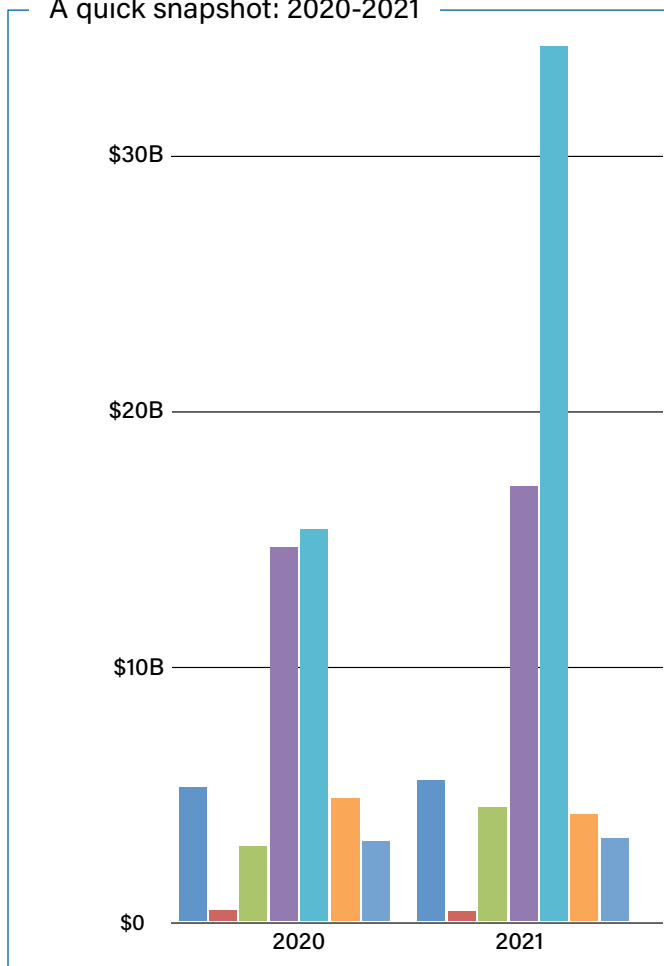


### Data

ACU-Serve's technology delivers measurable results every step of the way.

## Medicare: DME growth by category

A quick snapshot: 2020-2021



- Drugs administered through DME
- Hospital beds
- Medical/surgical supplies
- Orthotic devices
- Other DME
- Oxygen & supplies
- Wheelchairs

### Restructured BETOS Classification System

BETOS.....	2020.....	2021.....
Drugs administered through DME.....	5.3B.....	5.6B
Hospital beds.....	484M.....	437M
Medical/surgical supplies.....	3B.....	4.5B
Orthotic devices.....	14.7B.....	17.1B
Other DME.....	15.3B.....	34.3B
Oxygen & supplies.....	4.9B.....	4.2B
Wheelchairs.....	3.2B.....	3.3B
<b>Total</b>	<b>47B</b>	<b>69B</b>

Allowed Charges

### DME Definitions

#### Drugs administered through DME

- No RBCS Family
- Bronchodilator
- Vasodilator

#### Hospital beds

- No RBCS Family

#### Orthotic devices

- No RBCS Family
- Below Knee Orthotic
- Intermittent Urinary Catheter
- Knee Orthosis
- Lumbar Sacral Orthosis (LSO brace)
- Ostomy

#### Other DME

- No RBCS Family
- Blood Glucose Test/Reagent Strips
- CPAP (Sleep Apnea)
- Home Ventilator

#### Oxygen & Supplies

- No RBCS Family
- Oxygen Concentrator

#### Wheelchairs

- No RBCS Family
- Power Wheelchairs, Accessories

#### Medical/surgical supplies

- No RBCS Family

SOURCE: CMS

### What is a BETOS bucket?

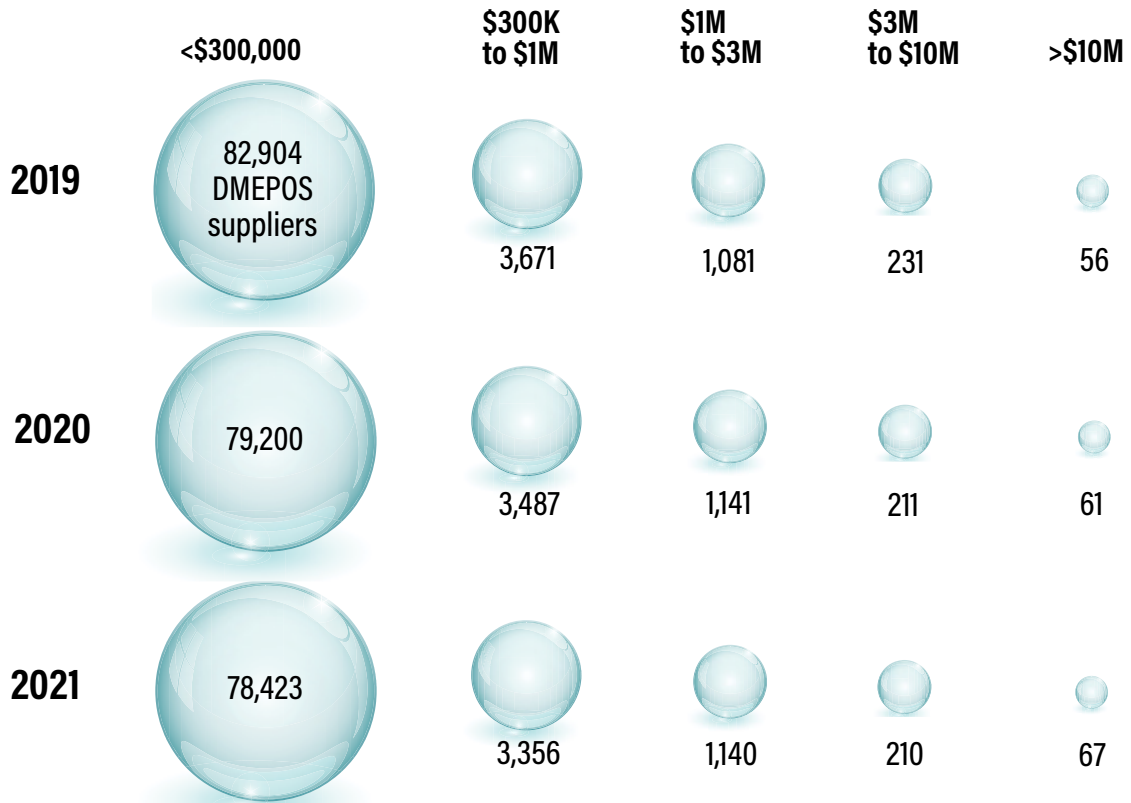
**BETOS STANDS FOR BERENSON-EGGERS TYPE OF SERVICE**, and it's the name of a coding system developed to analyze the growth in Medicare expenditures. The coding system covers all HCPCS codes; assigns a HCPCS code to only one BETOS bucket; consists of readily understood clinical categories that permit objective assignment; is stable over time; and is relatively immune to minor changes in technology or practice patterns.

SOURCE: CMS


**Love our news?**

[Click to Subscribe](#)

# Most DMEPOS suppliers bill Medicare less than \$300,000 per year



SOURCE: CMS, VIA FREEDOM OF INFORMATION ACT



## Turning Every Patient Into a Paying Patient™

Today, staffing, rising costs and supply chain issues are serious challenges to your business. You need dedicated business partners to help you meet these challenges. The Allegiance Group's mission is to enable you to spend more time focusing on making a difference in the lives of the patients you serve. COLLECTPlus provides patient pay billing and collection solutions to help achieve the desired results.

COLLECTPlus will help you:

- Increase cash recovery and cash flow
- Improve patient engagement
- Streamline billing processes
- Boost staff efficiency with integrated automation
- Control billing and recovery costs...**LEARN MORE**



Bruce Gehring  
913-338-4790 x202

## Medicare: Utilization for 2021, top HCPCS

### Respiratory

Proc. Code	Product	Allowed Charges	Allowed Services	2021 Change
E1390	Oxygen concentrator	\$692,044,252.55	6,600,232	5.05%
E0466	Home vent non-invasive inter	\$575,304,867.10	545,647	-3.45%
A7030	Cpap full face mask	\$208,637,940.11	1,892,378	-2.46%
A7031	Replacement facemask interfa	\$191,482,541.30	4,619,383	1.91%
E0601	Cont airway pressure device	\$170,515,320.91	3,873,057	-12.12%
A7034	Nasal application device	\$151,758,271.77	2,253,640	-2.74%
A7032	Replacement nasal cushion	\$149,698,554.89	6,524,749	1.99%
A4604	Tubing with heating element	\$109,723,106.67	2,426,051	3.22%
A7033	Replacement nasal pillows	\$82,486,265.77	4,612,047	-1.27%
E1392	Portable oxygen concentrator	\$67,667,164.21	1,650,279	11.21%
E0562	Humidifier heated used w pap	\$62,639,423.01	1,193,164	-12.21%
E0470	Rad w/o backup non-inv intfc	\$61,650,765.57	546,523	-15.19%
E0431	Portable gaseous O2	\$61,460,181.31	2,923,005	9.08%
A7038	Pos airway pressure filter	\$56,808,520.12	21,342,879	-1.66%
A7035	Pos airway press headgear	\$56,430,611.88	2,513,241	-3.05%
E0465	Home vent invasive interface	\$54,438,070.53	51,688	-7.52%
E0471	Rad w/backup non inv intrfc	\$49,824,181.91	181,002	-13.34%

SOURCE: CMS, VIA FREEDOM OF INFORMATION ACT

**“BONAFIDE IS THE BEST SOFTWARE IN THE INDUSTRY, HANDS DOWN.”**

“I’ve extensively evaluated the software offered to providers in the DME industry – either through a detailed RFP process or by using the software in business – and there is nothing comparable to the business solutions found in Bonafide.”

**CANDACE SNIDER**  
Chief Operating Officer, Home Medical Products, Inc



LEARN MORE ABOUT THE #1 ERP FOR DME/HME BY SCANNING THE QR CODE.



**Bonafide**<sup>®</sup>

## Medicare: Utilization for 2021, top HCPCS, *continued*

### Respiratory, *con't.*

Proc. Code	Product	Allowed Charges	Allowed Services	2021 Change
A7037	Pos airway pressure tubing	\$28,005,597.24	1,555,632	-9.82%
A7046	Repl water chamber, pap dev	\$23,309,725.63	1,580,988	-0.57%
K0738	Portable gas oxygen system	\$18,885,156.35	460,494	-12.83%
E0443	Portable O2 contents, gas	\$11,952,360.25	212,056	-11.73%
E0570	Nebulizer with compression	\$10,963,445.87	1,564,239	-28.64%
A7039	Filter, non disposable w pap	\$6,314,608.36	806,834	-13.24%
E0467	Home vent multi-function	\$6,055,845.25	4,750	173.50%
E0955	Cushioned headrest	\$4,983,232.80	98,829	-1.74%
A7005	Nondisposable nebulizer set	\$3,060,083.07	173,168	-15.14%
A7036	Pos airway press chinstrap	\$2,567,318.59	217,307	-3.75%
A7003	Nebulizer administration set	\$1,452,424.96	757,894	-23.17%
E0439	Stationary liquid O2	\$1,260,734.49	12,422	-23.96%
E0442	Stationary O2 contents, liq	\$1,140,823.81	19,358	-25.83%
E0444	Portable O2 contents, liquid	\$992,244.30	18,020	-25.17%
E0565	Compressor air power source	\$825,229.07	21,412	-9.62%
E0434	Portable liquid O2	\$769,457.80	37,384	-26.50%
A7027	Combination oral/nasal mask	\$426,322.29	3,083	-20.16%
A7028	Repl oral cushion combo mask	\$338,105.06	8,899	-22.56%
E2208	Cylinder tank carrier	\$273,210.94	6,468	-1.34%
A7029	Repl nasal pillow comb mask	\$198,932.49	11,699	-18.15%
A7015	Aerosol mask used w nebulize	\$146,437.34	99,222	-27.75%
A7004	Disposable nebulizer sml vol	\$117,449.68	80,084	-28.44%
E0464	Press supp vent noninv int	\$78,384.84	52	-47.61%
E0463	Press supp vent invasive int	\$7,805.10	5	-68.37%

SOURCE: CMS, VIA FREEDOM OF INFORMATION ACT

## MARKETPLACE



**Love our news?**

[Click to Renew](#)

The next big thing is Micro™

*Immediate shipment today.*

Click to learn more



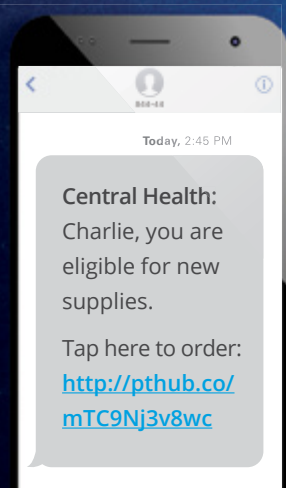

## Medicare: Utilization for 2021, top HCPCS

### Durable Medical Equipment

Proc. Code	Product	Allowed Charges	Allowed Services	2021 Change
E0260	Hosp bed semi-electr w/ matt	\$53,154,971.84	851,707	-0.14%
E0143	Walker folding wheeled w/o s	\$31,945,741.54	551,274	3.85%
E0630	Patient lift hydraulic	\$14,837,701.76	266,956	6.81%
E0163	Commode chair with fixed arm	\$11,721,630.99	189,329	2.74%
E0194	Air fluidized bed	\$8,029,113.56	2,853	3.21%
E0261	Hosp bed semi-electr w/o mat	\$7,752,215.11	130,569	0.21%
E0277	Powered pres-redu air mattrs	\$7,129,477.70	35,492	-13.90%
E0185	Gel pressure mattress pad	\$6,662,375.62	42,868	6.94%
E0303	Hosp bed hvy dty xtra wide	\$3,575,405.18	23,006	-3.20%
E0156	Walker seat attachment	\$3,035,852.81	167,924	4.29%
E1035	Patient transfer system <300	\$2,854,038.67	5,652	-3.25%
E0250	Hosp bed fixed ht w/ mattrs	\$2,416,317.47	41,716	-19.71%
E0184	Dry pressure mattress	\$2,187,024.69	16,654	-3.32%
E0295	Hosp bed semi-elect w/o matt	\$2,074,874.94	34,443	-13.49%
E1038	Transport chair pt wt<=300lb	\$1,673,808.13	137,086	-5.39%
E2615	Pos back post/lat wdth <22in	\$1,451,696.39	3,288	-4.60%
E0255	Hospital bed var ht w/ mattr	\$1,423,086.84	23,358	-5.39%
E0635	Patient lift electric	\$1,245,739.82	12,395	17.86%
E0181	Press pad alternating w/ pum	\$1,244,628.62	82,296	1.72%
E0627	Seat lift mech, electric any	\$1,226,494.45	4,180	-9.14%
E0776	lv pole	\$1,172,846.34	112,094	-3.00%
E0149	Heavy duty wheeled walker	\$1,075,959.44	93,282	-10.14%

SOURCE: CMS, VIA FREEDOM OF INFORMATION ACT

It's simple. It's seamless.  
It's collaborative. It's automated.  
It's the way outreach should be.  
It's Brightree DX.



Your patients want it; your business needs it. And **Brightree Digital Experience** (Brightree DX) delivers it.

Our digital patient platform helps lower your overhead, reduces complexity and saves time by automating patient touchpoints. And did we mention that includes instant communication customized to your patient's device of choice for greater satisfaction and loyalty?

**Get the experience.**



See how at [www.brightree.com/DX](http://www.brightree.com/DX)



# Medicare: Utilization for 2021, top HCPCS, *continued*

## Durable Medical Equipment, *con't.*

Proc. Code	Product	Allowed Charges	Allowed Services	2021 Change
E0135	Walker folding adjust/fixed	\$1,034,867.68	20,200	3.23%
E0165	Commode chair with detacharm	\$978,329.71	89,566	4.21%
E0147	Walker variable wheel resist	\$844,696.20	2,082	16.34%
E0168	Heavyduty/wide commode chair	\$832,177.62	13,073	0.26%
E0912	Hd trapeze bar free standing	\$635,304.51	8,559	1.91%
E0271	Mattress innerspring	\$615,803.44	6,802	-9.21%
E0373	Nonpowered pressure mattress	\$602,319.59	2,087	-41.15%
E0301	Hd hosp bed, 350-600 lbs	\$601,902.13	3,962	17.88%
E0910	Trapeze bar attached to bed	\$601,857.69	56,151	-0.64%
E1020	Residual limb support system	\$491,803.25	25,551	-7.38%
E0304	Hosp bed xtra hvy dty x wide	\$452,620.38	1,001	-3.38%
E0705	Transfer device	\$438,832.84	9,515	5.42%
E0154	Walker platform attachment	\$428,572.19	9,107	-3.53%
E1036	Patient transfer system >300	\$395,762.81	549	-22.43%
A4595	Tens suppl 2 lead per month	\$385,472.43	22,595	-23.19%
E0940	Trapeze bar free standing	\$292,242.82	14,860	-8.03%
E0731	Conductive garment for tens	\$277,777.07	1,520	3.12%
E0294	Hosp bed semi-elect w/ matr	\$276,410.89	4,287	1.48%
E0371	Nonpower mattress overlay	\$263,442.65	1,154	-61.54%
E0730	Tens four lead	\$202,526.93	4,663	-36.00%
E0372	Powered air mattress overlay	\$109,568.32	446	30.81%
E0720	Tens two lead	\$24,636.76	774	-4.32%

SOURCE: CMS, VIA FREEDOM OF INFORMATION ACT



### CareCredit may help your business succeed and your customers get the home medical equipment they want and need.

When consumers have an out-of-pocket cost, being able to pay over time with promotional financing available on purchases of \$200 or more may help them move forward with recommended equipment.

**\$2,020** — the average 1st ticket sale for a customer opening a CareCredit credit card in a Durable Medical Equipment (DME) location.\*

Having a dedicated credit card for healthcare expenses may make it easier for consumers to return for additional home medical equipment.

\* Health & Wellness Analytics, 2021. HMEW1222HA

Scan this QR code to get started today.

Already accept CareCredit? Get connected to great resources at 800.859.9975, option 1, then 6.

Ready to add CareCredit? Call 800.300.3046, option 5, or visit carecredit.com/providercenter.



## Medicare: Utilization for 2021, top HCPCS

### Mobility

Proc. Code	Product	Allowed Charges	Allowed Services	2021 Change
E1007	Pwr seat combo w/shear	\$131,823,350.77	16,069	2.78%
K0861	Pwc gp3 std mult pow opt s/b	\$68,185,486.70	12,557	-1.18%
E2311	Electro connect btw 2 sys	\$41,439,601.14	18,862	1.81%
K0001	Standard wheelchair	\$32,827,100.08	1,347,647	-2.47%
K0005	Ultralightweight wheelchair	\$32,752,151.49	15,996	1.62%
K0823	Pwc gp 2 std cap chair	\$25,554,690.77	131,674	-23.66%
E1002	Pwr seat tilt	\$20,578,523.22	6,109	-1.93%
K0003	Lightweight wheelchair	\$16,788,928.17	461,680	-4.69%
E1028	W/c manual swingaway	\$16,299,389.37	237,244	2.54%
E1161	Manual adult wc w tiltspac	\$16,004,166.78	71,137	-10.93%
E2611	Gen use back cush wdth <22in	\$15,440,846.48	87,601	10.90%
K0856	Pwc gp3 std sing pow opt s/b	\$11,345,970.24	2,195	-17.77%
E0973	W/ch access det adj armrest	\$10,869,329.16	192,072	14.43%
K0108	W/c component-accessory nos	\$9,000,770.95	82,729	-6.69%
E2370	Pwr wc dr wh motor/gear comb	\$7,994,949.59	13,897	-3.50%
E2377	Expandable controller, initl	\$7,561,982.42	16,773	1.43%
E2620	Wc planar back cush wd <22in	\$7,536,908.82	14,090	6.34%
E0971	Wheelchair anti-tipping devi	\$7,334,388.53	333,204	13.61%
K0195	Elevating whlchair leg rests	\$6,762,808.16	680,484	-8.24%
K0825	Pwc gp 2 hd cap chair	\$6,093,417.00	24,054	-24.21%
E2361	22nf sealed leadacid battery	\$6,005,353.75	46,405	-0.75%
E2201	Man w/ch acc seat w>=20"<24"	\$5,936,538.28	45,116	6.27%
E2601	Gen w/c cushion wdth < 22 in	\$5,771,039.08	143,020	5.82%

SOURCE: CMS, VIA FREEDOM OF INFORMATION ACT

A partner you can trust, so you can focus on what matters most.

COMPUTERS UNLIMITED  
**TIMS**  
SOFTWARE | SERVICE | SUPPORT

[WWW.TIMSSOFTWARE.COM/MEDICAL](http://WWW.TIMSSOFTWARE.COM/MEDICAL)

## Medicare: Utilization for 2021, top HCPCS, *continued*

Proc. Code	Product	Allowed Charges	Allowed Services	2021 Change
K0006	Heavy duty wheelchair	\$4,923,786.18	77,850	-5.38%
K0007	Extra heavy duty wheelchair	\$4,876,070.66	52,589	1.75%
K0800	Pov group 1 std up to 300lbs	\$4,642,813.98	6,612	-14.51%
K0862	Pwc gp3 hd mult pow opt s/b	\$4,579,235.57	683	-4.07%
E2228	Mwc acc, wheelchair brake	\$4,560,689.81	60,369	12.72%
K0002	Stnd hemi (low seat) whlchr	\$4,357,295.46	108,174	-10.05%
E2365	U1 sealed leadacid battery	\$3,507,432.82	43,063	-18.41%
E2363	Gr24 sealed leadacid battery	\$3,356,585.52	19,543	6.22%
K0835	Pwc gp2 std sing pow opt s/b	\$3,306,143.37	1,590	-0.24%
E2607	Skin pro/pos wc cus wd <22in	\$3,118,887.75	11,192	6.40%
K0004	High strength ltwt whlchr	\$3,058,052.25	63,294	-12.29%
K0821	Pwc gp 2 std port cap chair	\$2,838,223.82	15,136	-13.89%
E2310	Electro connect btw control	\$2,605,740.40	2,777	-7.74%
E2386	Foam filled drive wheel tire	\$2,330,277.99	18,359	-11.26%
E1226	Manual fully reclining back	\$2,244,226.45	22,470	4.54%
K0848	Pwc gp 3 std seat/back	\$2,130,467.55	437	-22.90%
E2375	Non-expandable controller	\$2,059,453.15	3,259	-25.74%
E0956	W/c lateral trunk/hip suppor	\$1,944,656.29	20,434	-7.03%
E2366	Battery charger, single mode	\$1,861,879.18	9,561	-13.05%
K0822	Pwc gp 2 std seat/back	\$1,589,923.54	8,054	-29.78%
E2392	Solid caster tire, integrate	\$1,224,218.30	24,196	-4.64%
E1010	Add pwr leg elevation	\$1,026,324.70	1,098	-7.48%
E1008	Pwr seat combo pwr shear	\$826,286.31	107	-42.36%
K0816	Pwc gp 1 std cap chair	\$382,649.26	2,366	-57.79%

SOURCE: CMS, VIA FREEDOM OF INFORMATION ACT



**Introducing  
F&P Evora™ Full**

Fisher and Paykel Healthcare's new compact full face CPAP\* mask. Evora Full is minimal contact with full performance featuring our next generation of Dynamic Support Technology™.






F&P Evora Full now available on the F&P myMask app




\* We refer to CPAP in this instance, but this may also include other positive airway pressure device modes such as APAP or BiLevel. Masks must be used with a PAP device to deliver therapy. F&P Dynamic Support Technology, Evora and myMask are trademarks of Fisher & Paykel Healthcare Limited. For patient information, see [www.fphcare.com/tp](http://www.fphcare.com/tp). Apple, the Apple logo and iPhone are trademarks of Apple Inc., registered in the U.S. and other countries. App Store is a service mark of Apple Inc., registered in the U.S. and other countries. Google Play and the Google Play logo are trademarks of Google LLC. © 2022 Fisher & Paykel Healthcare Limited.







# Medicare: Utilization for 2021, top HCPCS

## Diabetes, Infusion & Supplies

Proc. Code	Product	Allowed Charges	Allowed Services	2021 Change
K0553	Ther cgm supply allowance	\$649,985,951.08	2727654	53.85%
A4253	Blood glucose/reagent strips	\$113,174,985.74	13,479,558	-17.20%
E2402	Neg press wound therapy pump	\$71,695,645.96	84,050	-7.84%
E0784	Ext amb infusn pump insulin	\$58,472,529.98	157,135	2.59%
B4035	Enteral feed supp pump per d	\$45,177,489.86	7,017,094	-5.81%
B4152	Ef calorie dense>/=1.5kcal	\$44,340,463.69	122,190,333	-5.24%
K0554	Ther cgm receiver/monitor	\$33,423,149.19	141278	20.87%
A4222	Infusion supplies with pump	\$31,440,994.23	758,238	-1.52%
B4154	Ef spec metabolic noninherit	\$27,331,369.56	36,143,297	-8.61%
A6550	Neg pres wound ther drsg set	\$24,372,150.40	930,026	-10.68%
B4150	Ef complet w/intact nutrient	\$23,288,924.19	53,619,383	-5.92%
B4153	Ef hydrolyzed/amino acids	\$18,826,471.49	13,833,502	5.79%
B4034	Enter feed supkit syr by day	\$17,204,056.13	4,625,402	-3.87%
A4221	Supp non-insulin inf cath/wk	\$7,896,666.48	354,983	-5.07%
B9002	Enter nutr inf pump any type	\$6,813,537.35	92,172	-3.61%
A7000	Disposable canister for pump	\$6,489,911.42	755,355	-9.63%
B4036	Enteral feed sup kit grav by	\$5,653,509.58	1,121,443	-0.82%
E0781	External ambulatory infus pu	\$5,116,651.41	22,756	-12.51%
A4259	Lancets per box	\$4,284,263.32	2,964,138	-19.27%
B4149	Ef blenderized foods	\$3,907,254.95	3,413,810	-0.19%
K0552	Sup/ext non-ins inf pump syr	\$1,136,240.66	397,156	0.93%
B4155	Ef incomplete/modular	\$903,805.22	1,215,898	-2.22%
A7002	Tubing used w suction pump	\$694,995.68	170,627	-6.65%
A4258	Lancet device each	\$464,929.33	208,554	-32.95%
B4087	Gastro/jejuno tube, std	\$282,252.06	9,549	-4.63%

SOURCE: CMS, VIA FREEDOM OF INFORMATION ACT

# THE OxyGO DIFFERENCE

The number one rated POC in the industry - year after year.

- ✓ Outstanding Performance
- ✓ Patient and Physician Demanded
- ✓ Unmatched Service & Reliability
- ✓ Field Replaceable Sieve Beds
- ✓ My OxyGo Bluetooth App and Provider Portal

Experience the OxyGo Difference:  
[www.oxygo.life](http://www.oxygo.life) | 888-327-7301



## Medicare: Number of beneficiaries, suppliers, 2021

### ✓ E1390 O2 Concentrator

Jurisdiction	Beneficiaries	Suppliers
A.....	162,873	1,366
B.....	208,145	1,907
C.....	450,360	3,294
D.....	274,715	2,103
Nation*	1,093,269	4,822

### ✓ E0601 CPAP

Jurisdiction	Beneficiaries	Suppliers
A.....	113,688	1,102
B.....	130,459	1,707
C.....	264,390	3,358
D.....	174,729	1,954
Nation*	681,353	4,965

### ✓ E0260 Hospital Beds

Jurisdiction	Beneficiaries	Suppliers
A.....	52,483	976
B.....	38,426	1,236
C.....	79,190	2,528
D.....	29,950	1,234
Nation*	199,615	4,703

### ✓ A4253 Blood Glucose Strips

Jurisdiction	Beneficiaries	Suppliers
A.....	434,708	12,970
B.....	417,025	10,951
C.....	594,607	20,953
D.....	447,840	11,756
Nation*	1,891,263	44,018

### ✓ K0823 Power Chair

Jurisdiction	Beneficiaries	Suppliers
A.....	3,089	193
B.....	4,382	271
C.....	12,031	736
D.....	5,642	385
Nation*	25,104	1,419

### ✓ K0001 Standard Chair

Jurisdiction	Beneficiaries	Suppliers
A.....	61,186	1,241
B.....	45,042	1,568
C.....	130,083	2,925
D.....	57,136	1,660
Nation*	292,418	5,390

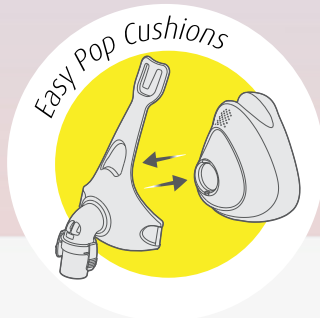
\*Note: "nation" numbers of beneficiaries and suppliers are across all dme jurisdictions (beneficiaries and suppliers in multiple jurisdictions are counted only once)

SOURCE: CMS, VIA FREEDOM OF INFORMATION ACT

# Sol/ Full Face CPAP Mask

NEW

*A premium mask without the premium price*



Call **1-877-578-6738**  
or visit **SunsetHCS.com**

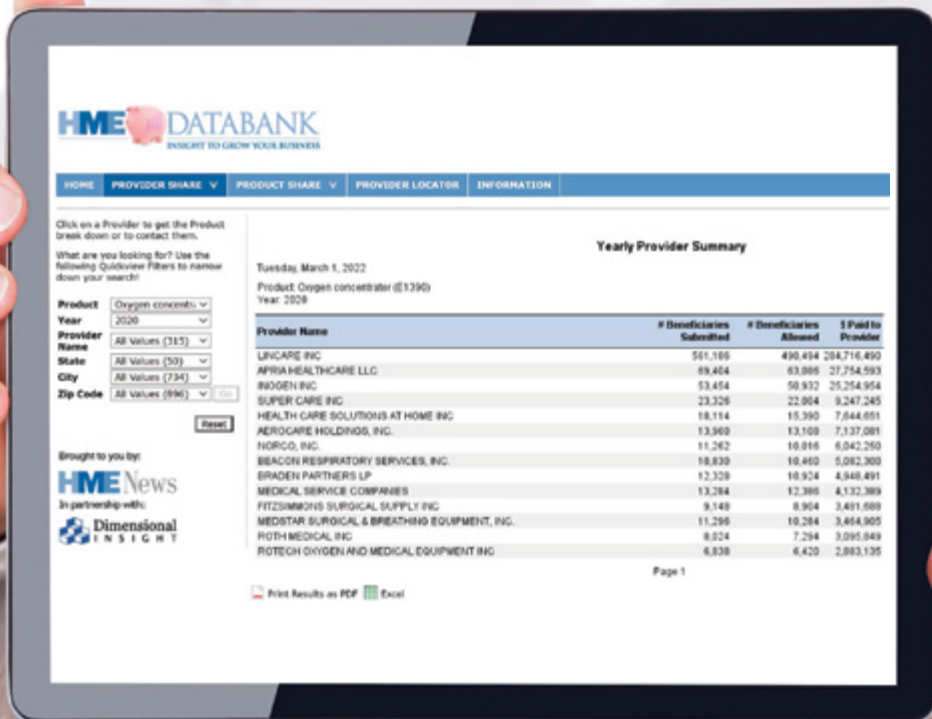


## Medicare: Top providers in 2021

Rank	Company	Allowed Charges	Rank	Company	Allowed Charges
1.	LINCARE INC.....	\$694,088,990.10	51.	PHARMACY INC.....	\$21,618,696.20
2.	ACCREDITO HEALTH GROUP INC.....	\$559,273,274.33	52.	TOTAL MEDICAL SUPPLY INC.....	\$20,587,299.64
3.	LINCARE PHARMACY SERVICES INC.....	\$298,450,301.96	53.	NUFACTOR INC.....	\$19,991,338.60
4.	APRIA HEALTHCARE LLC.....	\$255,807,379.99	54.	EBI LLC.....	\$19,809,328.39
5.	WALGREEN CO.....	\$208,048,610.01	55.	TRICOUNTY MEDICAL EQUIPMENT AND SUPPLY LLC.....	\$19,686,059.41
6.	ZOLL SERVICES LLC.....	\$174,277,978.19	56.	CURITEC, LLC.....	\$19,340,668.47
7.	DEGC ENTERPRISES (U.S.), INC.....	\$144,210,219.79	57.	ROBERTS HOME MEDICAL LLC.....	\$19,110,699.92
8.	180 MEDICAL INC.....	\$135,847,117.82	58.	CRESCENT HEALTHCARE INC.....	\$19,007,591.27
9.	BYRAM HEALTHCARE CENTERS, INC.....	\$134,617,651.64	59.	NATIONWIDE MEDICAL, INC.....	\$18,705,603.32
10.	RGH ENTERPRISES, LLC.....	\$118,252,469.89	60.	ELECTROMED, INC.....	\$18,500,077.48
11.	CORAM ALTERNATE SITE SERVICES INC.....	\$116,575,808.19	61.	COMMUNITY SURGICAL SUPPLY OF TOMS RIVER, INC.....	\$17,961,568.43
12.	UNITED SEATING AND MOBILITY LLC.....	\$108,033,789.11	62.	MEDICAL HOTSPOTS, INC.....	\$17,933,770.20
13.	NORTH COAST MEDICAL SUPPLY LLC.....	\$99,972,683.98	63.	FAMILY MEDICAL SUPPLY LLC.....	\$17,722,382.43
14.	CAREMARK, L.L.C.....	\$99,367,529.73	64.	BINSON'S HOSPITAL SUPPLIES, INC.....	\$17,359,785.09
15.	OPTION CARE ENTERPRISES INC.....	\$95,385,950.28	65.	MEDICAL SERVICE COMPANIES.....	\$16,908,610.03
16.	UNITED STATES MEDICAL SUPPLY, LLC.....	\$95,292,864.98	66.	AMERICAN HOMEPATIENT, INC.....	\$16,712,883.95
17.	HANGER PROSTHETICS & ORTHOTICS INC.....	\$85,003,260.52	67.	BIOVENTUS LLC.....	\$16,363,567.91
18.	NATIONAL SEATING & MOBILITY, INC.....	\$81,716,498.81	68.	HEALTHLINE MEDICAL EQUIPMENT LLC.....	\$16,146,413.23
19.	KCI USA INC.....	\$80,982,100.72	69.	SOLEO HEALTH INC.....	\$16,124,606.13
20.	GORDIAN MEDICAL INC.....	\$78,721,575.69	70.	DIABETES MANAGEMENT AND SUPPLIES.....	\$16,035,468.07
21.	LIBERATOR MEDICAL SUPPLY INC.....	\$65,894,638.41	71.	QUEST HEALTH SOLUTIONS LLC.....	\$15,947,044.26
22.	SOLARA MEDICAL SUPPLIES, LLC.....	\$65,828,644.33	72.	BEACON RESPIRATORY SERVICES, INC.....	\$15,698,443.64
23.	SLEEP MANAGEMENT LLC.....	\$63,454,959.44	73.	AEROCARE HOLDINGS LLC.....	\$15,672,485.92
24.	ORTHOFIX US LLC.....	\$61,127,138.99	74.	SPECIALTY MEDICAL EQUIPMENT, INC.....	\$15,570,800.88
25.	HANGER PROSTHETICS & ORTHOTICS EAST INC.....	\$57,495,518.05	75.	JOHNS HOPKINS PHARMAQUIP INC.....	\$15,482,853.31
26.	WAL-MART STORES EAST LP.....	\$52,848,868.39	76.	REGIONAL HOME CARE INC.....	\$15,434,418.49
27.	NOVOCURE INC.....	\$49,019,455.62	77.	MEDLIFE SUPPLY LLC.....	\$14,955,305.12
28.	DJO LLC.....	\$43,751,366.89	78.	AMERICA'S BEST CARE PLUS INC.....	\$14,840,346.17
29.	NORCO, INC.....	\$41,333,161.63	79.	OCEAN BREEZE INFUSION CARE INC.....	\$14,810,575.79
30.	VERUS HEALTHCARE LLC.....	\$40,923,251.88	80.	ROTECH OXYGEN AND MEDICAL EQUIPMENT INC.....	\$14,697,669.99
31.	COMFORT MEDICAL LLC.....	\$40,808,997.64	81.	MINIMED DISTRIBUTION CORP.....	\$14,453,364.98
32.	GABECARE DIRECTRX INC.....	\$39,940,604.96	82.	PERFORMANCE MODALITIES INC.....	\$14,006,292.80
33.	INOGEN INC.....	\$39,047,404.93	83.	PALMETTO OXYGEN, LLC.....	\$13,995,269.48
34.	HANGER PROSTHETICS & ORTHOTICS WEST INC.....	\$37,514,837.78	84.	ABC HOME MEDICAL SUPPLY INC.....	\$13,541,716.80
35.	SUPER CARE INC.....	\$34,097,680.94	85.	MAYO FOUNDATION FOR MEDICAL EDU. & RESEARCH.....	\$13,517,904.47
36.	WOUND CARE CONCEPTS INC.....	\$33,246,312.37	86.	BRADEN PARTNERS LP.....	\$13,439,278.74
37.	WALMART INC.....	\$29,578,567.72	87.	CARELINC MEDICAL EQUIPMENT & SUPPLY CO LLC.....	\$13,348,913.18
38.	PROCARE PHARMACY DIRECT LLC.....	\$28,843,488.47	88.	REGENTS OF THE UNIVERSITY OF MICHIGAN.....	\$13,090,311.50
39.	ADAPTHEALTH PATIENT CARE SOLUTIONS LLC.....	\$28,021,852.97	89.	CVS PHARMACY INC.....	\$13,056,936.18
40.	ADVANCED RESPIRATORY, INC.....	\$27,852,632.15	90.	BIOTAB LLC.....	\$12,846,119.69
41.	ST AMERICA INFUSION SERVICES LLC.....	\$27,793,571.13	91.	RESPONSIVE HOME HEALTH CARE INC.....	\$12,796,934.93
42.	OPTUM INFUSION SERVICES 550 LLC.....	\$27,662,886.97	92.	RELIABLE RESPIRATORY INC.....	\$12,733,826.94
43.	EDWARDS HEALTH CARE SERVICES, INC.....	\$25,889,554.71	93.	BRIDGEWATER HEALTH SUPPLIES LLC.....	\$12,645,699.63
44.	PRISM MEDICAL PRODUCTS, L.L.C.....	\$25,274,005.05	94.	IHC HEALTH SERVICES INC.....	\$12,447,301.24
45.	RESPIRATORY TECHNOLOGIES, INC.....	\$25,200,395.58	95.	HOME MEDICAL SYSTEMS INC.....	\$12,385,741.10
46.	REHAB MEDICAL, LLC.....	\$23,860,411.56	96.	PINNACLE MEDICAL SOLUTIONS, LLC.....	\$12,285,183.47
47.	TACTILE SYSTEMS TECHNOLOGY INC.....	\$23,499,800.55	97.	CHESAPEAKE REHAB EQUIPMENT INC.....	\$11,731,240.69
48.	MEDSTAR SURGICAL & BREATHING EQUIPMENT, INC.....	\$22,799,661.54	98.	KROGER LIMITED PARTNERSHIP I.....	\$11,693,638.31
49.	OCEAN HOME HEALTH SUPPLY, LLC.....	\$22,578,137.40	99.	AMERITA INC.....	\$11,689,089.24
50.	HEALTH CARE SOLUTIONS AT HOME INC.....	\$22,574,125.41	100.	GOULDS DISCOUNT MEDICAL LLC.....	\$11,685,039.89

SOURCE: CMS, VIA FREEDOM OF INFORMATION ACT

# Medicare data for the HME industry



**HME DATABANK**  
INSIGHT TO GROW YOUR BUSINESS

HOME PROVIDER SHARE ▼ PRODUCT SHARE ▼ PROVIDER LOCATOR INFORMATION

Click on a Provider to get the Product break down or to contact them.

What are you looking for? Use the following Quickview filters to narrow down your search!

Product: Oxygen concentrator  
Year: 2020  
Provider: All Values (315)  
State: All Values (50)  
City: All Values (734)  
Zip Code: All Values (896)

**Yearly Provider Summary**  
Tuesday, March 8, 2022  
Product: Oxygen concentrator (E1390)  
Year: 2020

Provider Name	# Beneficiaries Submitted	# Beneficiaries Allowed	\$ Paid to Provider
LINCARE INC	561,166	490,494	204,716,490
APRIA HEALTHCARE LLC	89,464	83,886	27,754,993
INODEN INC	53,454	58,932	25,254,954
SUPER CARE INC	23,326	22,904	9,247,245
HEALTH CARE SOLUTIONS AT HOME INC	18,114	15,390	7,644,651
AEROCARE HOLDINGS, INC.	13,960	13,100	7,137,081
NORCO, INC.	11,262	10,016	6,042,250
BRACON RESPIRATORY SERVICES, INC.	10,830	10,460	5,082,300
BRACON PARTNERS LP	12,328	10,924	4,948,491
MEDICAL SERVICE COMPANIES	13,284	12,386	4,132,389
FITZSIMMONS SURGICAL SUPPLY INC	9,140	8,904	3,491,680
MEDSTAR SURGICAL & BREATHING EQUIPMENT, INC.	11,296	10,284	3,454,905
PROTH MEDICAL INC	8,024	7,294	3,090,949
ROTECH OXYGEN AND MEDICAL EQUIPMENT INC	6,838	6,420	2,893,125

Brought to you by:  
**HME News**  
In partnership with:  
**Dimensional INSIGHT**

Print Results as PDF Excel

Page 1

Learn more and sign up today:  
[www.hmedatabank.com](http://www.hmedatabank.com)